



# HIDALGO COUNTY GOP

✧ GROWTH. OPPORTUNITY. PROSPERITY. ✧

2023

[WWW.HIDALGOCOUNTYGOP.US](http://WWW.HIDALGOCOUNTYGOP.US)

# HIDALGO COUNTY GOP

---

## The Mission:

- Fighting for Conservatives on the Border
- Investing in the Bluest Part of Texas
- Building Strong Relationships with our Community
- Empowering the Young Republicans

Help us keep the momentum going.



# HIDALGO COUNTY GOP

## Executive Leadership



**CHAIRWOMAN**  
**ADRIENNE PENA-**  
**GARZA**



**STG AT ARMS**  
**ROY CANTU**



**PARLIAMENTARIAN/BYLAW**  
**ROBERTO CANTU**



**SECRETARY**  
**HILDA GARZA**  
**DESHAZO**



**TREASURER**  
**PETE MORALES**



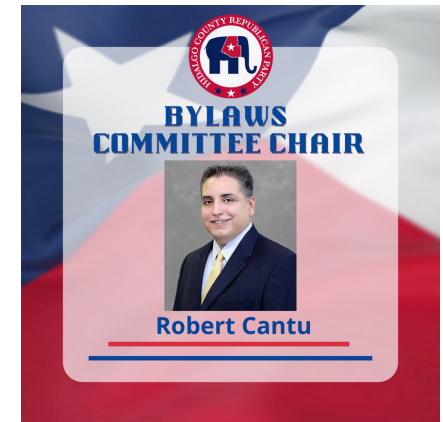
**OFFICE MANAGER**  
**JORDAN DE LA GARZA**





# HIDALGO COUNTY GOP

## Committee Chairs





# HIDALGO COUNTY GOP

## Committee Chairs



# COMMUNITY ENGAGEMENT

Hidalgo County GOP is a rapid growing, organized Republican fighting force that has become a South TX spotlight in National and State Elections.



FACEBOOK:  
5.8K



INSTAGRAM:  
1.5K



TWITTER:  
1.6K

**Active Members: 15,336**

**Volunteers: 100**

**Email Database: 5,000**

## OUTREACH EVENTS

- GOTV Events
- Food & Special Care Package Drives
- Blood Drives
- Operation Red Santa
- Community Potlucks
- Annual Thanksgiving Potluck
- Mother's & Father's Day Special Events
- Halloween Trunk or Treat
- Border Patrol Appreciation Events
- Law Enforcement Appreciation Events
- Veteran Appreciation Events





# MEMBERSHIP AND ENGAGEMENT

## LEO APPRECIATION EVENTS

- Quarterly Law Enforcement Appreciations Events
- Appreciation to First Responders, EMS, National Guard, DPS
- LEO Support Flag Waves



## BP APPRECIATION AND VETERAN SUPPORT EVENTS

- Quarterly Border Patrol Agent Appreciation Events
- Appreciation to First Responders, EMS, National Guard, DPS
- BP Support Flag Waves



## Vacancy Committee

- Actively Recruiting Precinct Chairs
- Vetting Precinct Chair applicants
- Equip Precinct Chairs to take an Oath and actively work the field for the Republican Party.



## Elections Committee

- Oversees Elections
- Actively Recruits Poll Workers
- Actively Recruits Poll Watchers
- Recruits Ballot Board
- Election Integrity
- Candidate Recruitment
- Recruited over 200 Poll workers in 2022(70 in 2020)





# MEMBERSHIP AND ENGAGEMENT

## Strike Force Committee

- Organize Phone banking
- Organize Block walking
- Volunteer Recruitment
- Peer to Peer Texting
- Strategy
- Voter Registrations Drives
- Candidate Trainings
- Volunteers Trainings

## Public Relations Committee

- Social Media Management
- Website Management
- Press Releases/  
MediaAdvisories
- Videos
- Graphic Design
- Script Writing/Coaching
- Trainings

## Candidate Committee

- Committee to recruit and vet Republican Candidates
- Be a resource to candidates
- Assist Candidates with elections office



# HIDALGO RED WAVE

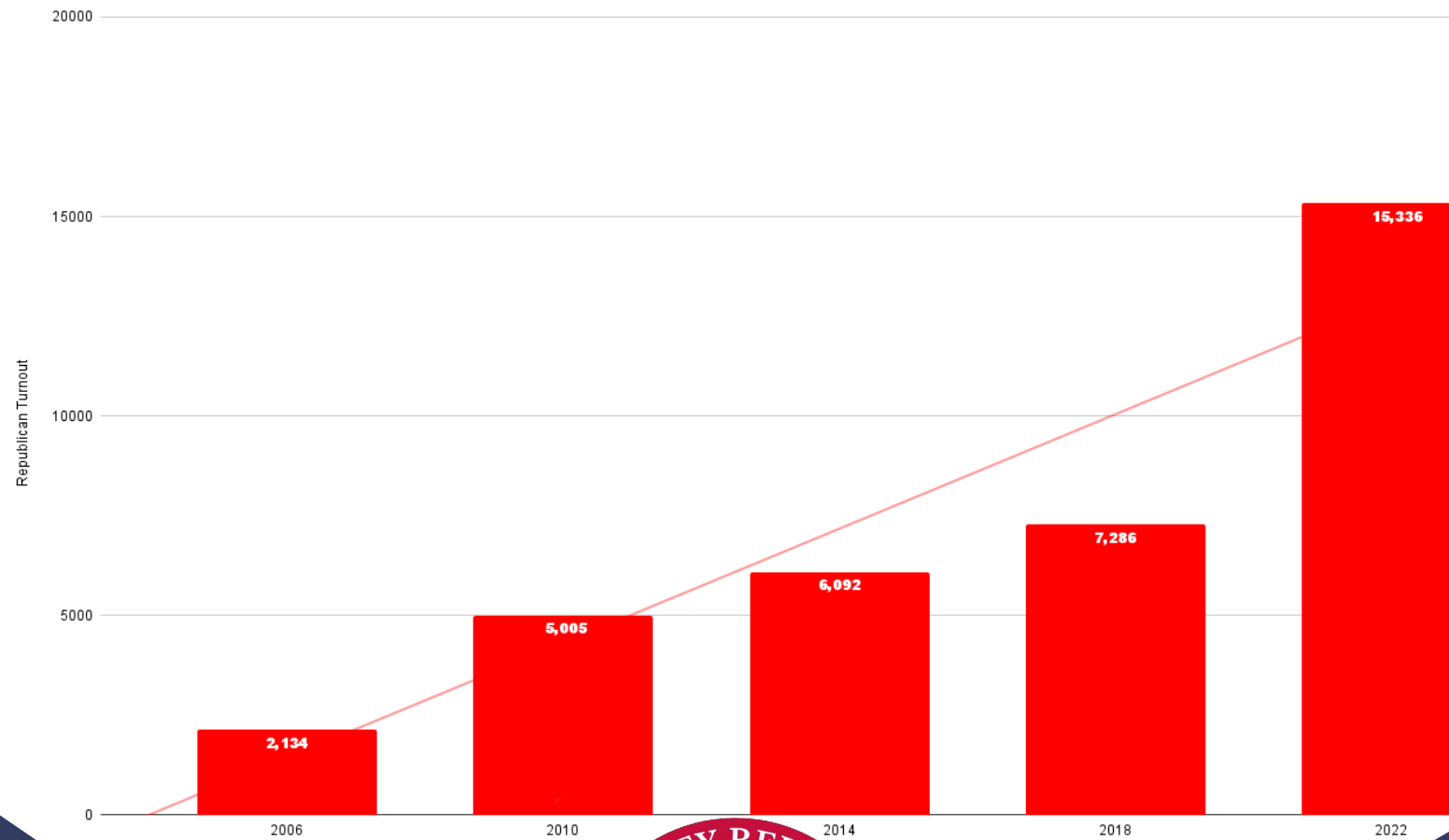
**\*NUMBERS APPLY TO HIDALGO COUNTY ONLY\***

Race Governor	2014	RP: 6.09%	DP: 47.350		Race Governor	2016	RP: 18.748	DP: 63.280		Race Governor	2018	RP: 7.286	DP: 48.010		Race Governor	2020	RP: 12.526	DP: 69.724		SPECIAL ELECT	2022				Race Governor	2022	RP: 15.336	DP: 43.152	
	Abbott WON	Davis	TOTAL			Abbott				Governor (+1.91%)	Abbott WON	Valdez			Abbott										Governor (+3.52%)	Abbott WON	Beto	TOTAL	
	27.909	50.303	80.219								55.421	93.935	151.026			84.284	116.962								56.783	82.671	141.196		
	34.79%	62.71%									36.70%	62.20%				40.23%	58.04%								40.22%	58.55%			
Senator	Cornyn WON	Alameel	TOTAL		Senator	Cornyn		TOTAL		Senator WON	Cruz WON	Beto	TOTAL		Senator	Cornyn WON	Hegar	TOTAL							Senator	Cornyn			
	27.303	46.112	77.932								46.505	104.416	151.755			84.284	116.962	209.483								39.637	51.409	92.899	
	35.03%	59.17%									30.64%	68.81%				40.23%	58.04%									42.67%	55.34%		
TX15	Zamora	Hinojosa	TOTAL		TX15	Westley	Gonzalez	TOTAL		TX15 (+1.67%)	Westley	Gonzalez	TOTAL		TX15 (+12.03%)	De La Cruz	Gonzalez	TOTAL							TX15 (+3.94%)	De La Cruz WON	Gonzalez	TOTAL	
	16.920	36.162	54.486			28.608	79.488	114.302			28.089	75.553	105.189			56.729	87.193	105.189								39.637	51.409	92.899	
	31.05%	66.37%				25.03%	69.54%				26.70%	71.83%				38.73%	59.52%									42.67%	55.34%		
TX34	Smith	Vela	TOTAL		TX34	Gonzalez	Vela	TOTAL		TX34 (+1.36%)	Gonzalez	Vela	TOTAL		TX34 (+7.02%)	Gonzalez	Vela	TOTAL		TX34 (+7.69%)	Flores WON	Sanchez	TOTAL		TX34	Flores	Gonzalez	TOTAL	
	3.101	8.579	11.941			6.548	17.968	24.516			5.901	15.120	21.021			10.443	18.311	29.761			1.203	1.464	2.812			17.986	27.079	46.319	
	25.97%	71.84%				26.71%	73.29%				28.07%	71.93%				35.09%	61.53%				42.78%	52.06%				38.83%	58.46%		
13 COP PL 3			TOTAL		13 COP PL 3	Perkes	Hinojosa	TOTAL		13 COP PL 3					13 COP PL 3		Hinojosa								13 COP PL 3 (+12.04%)	Pena WON	Hinojosa	TOTAL	
Court of Appeals						43.416	122.065	165.481																		52.509	84.678	137.187	
						26.24%	73.76%																			38.28%	61.72%		
HD41	Casas	Guerra	TOTAL		HD41 (+0.66%)	DeShazo	Guerra	TOTAL		HD41	DeShazo	Guerra	TOTAL		HD41 (+3.62%)	Doc	Guerra	TOTAL							HD41 (+0.9%)	Doc	Guerra	TOTAL	
	8.539	11.532	20.071			18.924	24.863	43.787			15.535	24.804	40.339			23.366	32.097	55.463								16.883	22.352	39.235	
	42.54%	57.46%	2.993			43.22%	56.78%	5.939			38.51%	61.49%	9.269			42.13%	57.87%	8.731								43.03%	56.97%		
County Judge		Ramon Garci	TOTAL		County Judge			TOTAL		County Judge	Cross	Cortez	TOTAL		County Judge		Cortez	TOTAL							County Judge (+6.42%)	Flores	Cortez	TOTAL	
Unopposed						OFF YEAR					42.352	106.809	149.161													50.595	86.871	137.466	
						28.39%	71.61%				28.39%	71.61%														36.81%	63.19%		
President			TOTAL		President WON	Trump	Hillary	TOTAL		President					President (+12.79%)	Trump	Hillary	TOTAL							President				
OFF YEAR						48.642	118.809	174.408								90.527	128.199	220.884								OFF YEAR			
						27.89%	68.12%									40.68%	58.68%												
Table															SEATS WON											RGV SEATS WON/HELD			
		Growth from last election				Hidalgo Rep Growth	0.68%					Hidalgo Rep Growth	4.94%		13 Court of Ap PL 4	Tijerina WON	Lopez	TOTAL							13 Court of Ap PL 4	Tijerina WON	Lopez	TOTAL	
ex: (+4.19%)		Growth from last election													(+4.19%) from 2018	84.141	121.014	205.155							(+4.19%) from 2018		121.014	205.155	
		Republican														41.01%	58.99%									41.01%	121014.00%		
		Democrat																											
"WON"		Won Election, not Hidalgo													13 Court of Ap PL 6	Silva WON	Singleterry	TOTAL							13 Court of Ap PL 6	Silva WON	Singleterry	TOTAL	
RP		Republican Primary #													(+7.76%) from 2014	75.428	129.411	204.839							(+7.76%) from 2014	75.428	129.411	204.839	
DP		Democrat Primary #														36.82%	63.18%										36.82%	63.18%	
															Hidalgo Rep Growth	47.41%													
											</																		



# HIDALGO RED WAVE

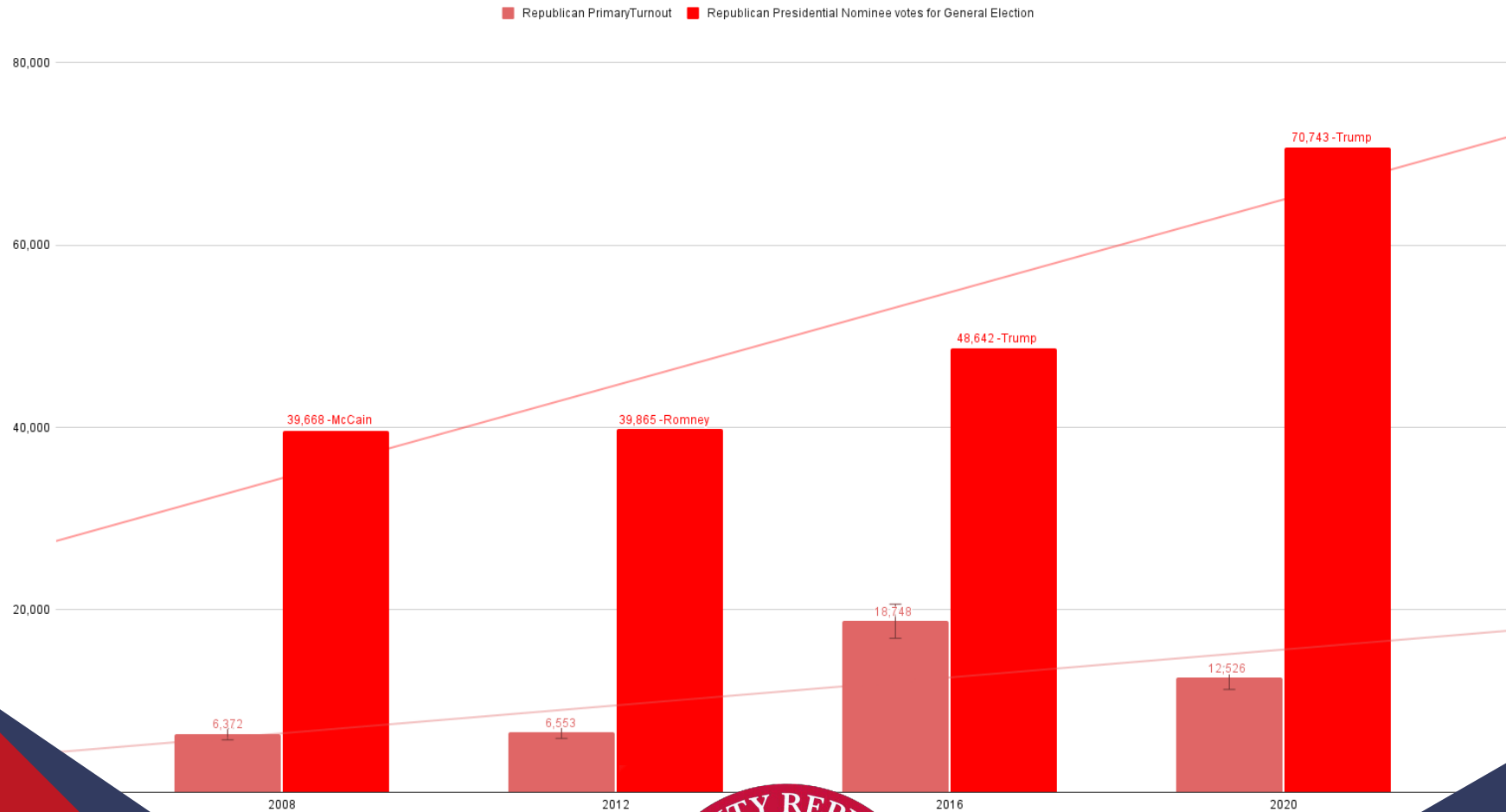
Hidalgo County County Republican Primary Turnout-MIDTERMS





# HIDALGO RED WAVE

Hidalgo Republican Primary Turnout and General Election- Presidential Year



# HIDALGO RED WAVE

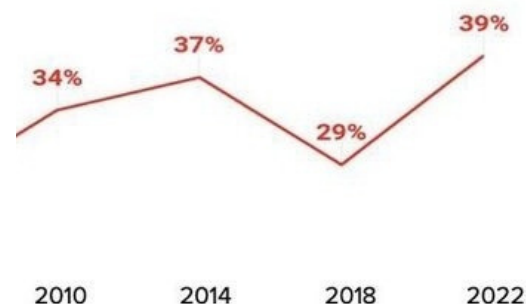
## Engagement:

- Hire HQ Office Manager
- Continue to host Community Outreach events, and collaborate with other state and national organizations directed to support our South Texas Community.
- Comedy Shows and GOTV concerts.
- Outdoor film shows and Pachangas.
- Break the stigma that Republicans don't care about South TX/RGV.
- Promote Conservative Values.
- Create and distribute Spanish Language mailers and videos, and push content on all social media platforms.
- Talk about God, Family, Country and the reality of our Economy.

## Takeaways:

- 110% GOP Primary increase since 2018.
- 618% GOP Primary increase since 2008.
- Republican Presidential Nominee vote has increased 78% since 2008 in General Election.
- Trump increased in Hidalgo by 45% in 2020.
- Helped recruit and train candidates, and expanded leadership team of committee chairs.

### National Hispanic Republican Growth:



# THANK YOU

Thank you for being a critical part of our success!

Hidalgo County GOP investment in South Texas has garnered:

## Historical Election Results

- Three Justices to the TX 13th Court of Appeals, Aron Pena
- State Board of Education D2, Lj Francis
- CD15 Congresswoman, Monica De La Cruz
- CD34 Congresswoman, Mayra Flores

## Relationship with Elections Office to:

- Show continuous presence
- Monitor election activity
- Accountability
- Prove that we are here to stay

## Tireless Volunteer Activity in:

- Block walking and connecting with voters.
- Poll watching to ensure Election Integrity
- Supervising at Ballot Board to monitor fraudulent mail-in ballots
- Community Service Projects.
- Becoming a Deputy Voter Registrar to register voters.

\*Pictures below are billboards used this past year in 2022\*

